

MISUTONIDA
italian style **4x4**
accessories
LAND ROVER DEFENDER 90



Item Code

Codice Articolo

: P/261/IX

Référence Article

GB

STAINLESS STEEL
SIDE STEPS

ITA

PEDANE SOTTOPISTA
IN ACCIAIO INOX

FR

MARCHEPIEDS
EN ACCIER INOX

LAND ROVER DEFENDER 90


Part List
 Lista della bulloneria
 Liste des pièces


A  **TE 8X40**
 x 4

B  **Ø 8**
 x 14

C  **Ø 8**
 x 14

D  **M 8**
 x 14

E  **TE 8X25**
 x 2

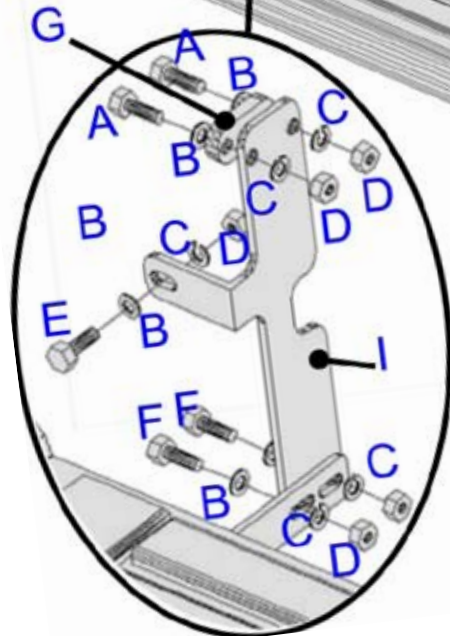
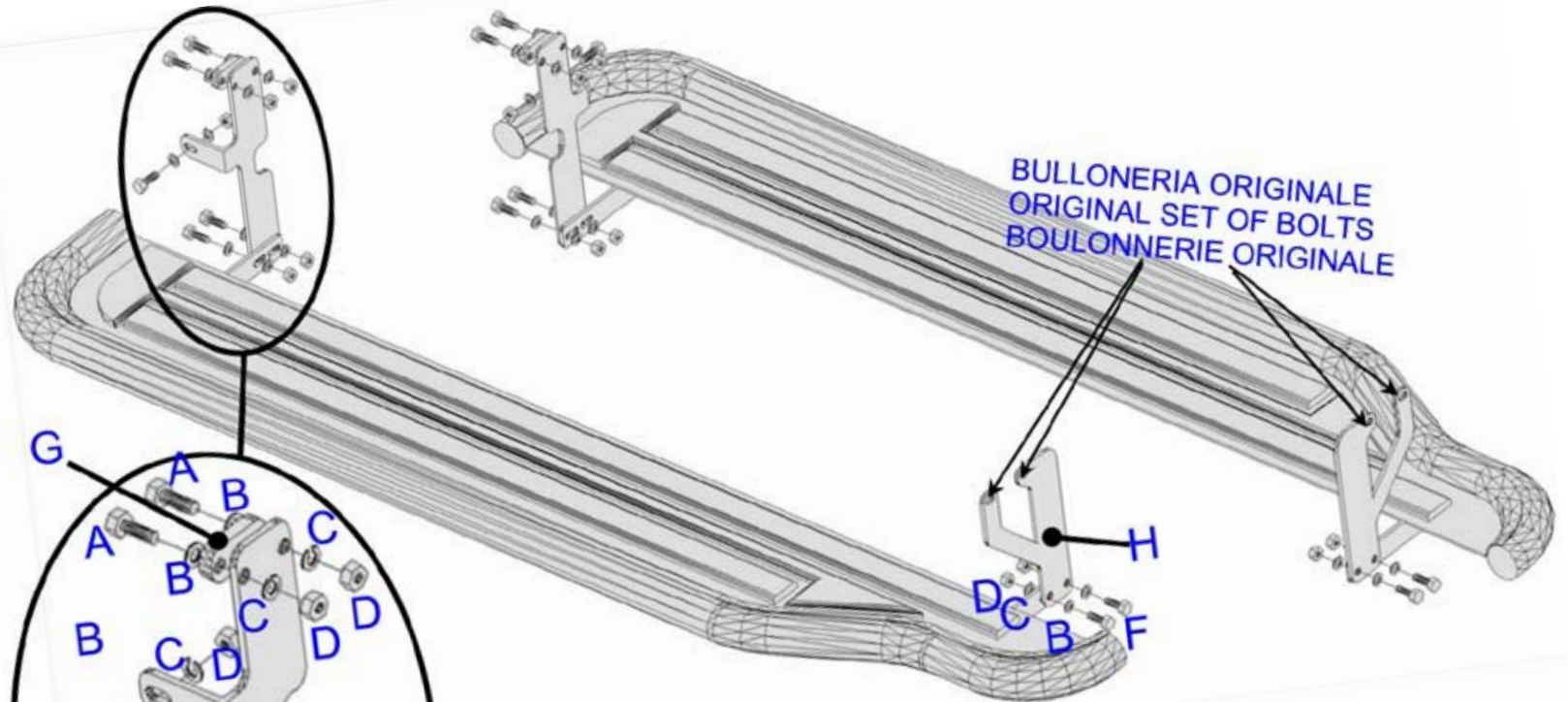
F  **TE 8X20**
 x 8

G  **P/261/D**
 x 2

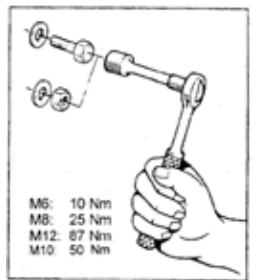
H  **P/261/B**
 x 2

I  **P/261/C**
 x 2

L  **CAPPELLETTI MB**
 x 16



 **MISUTONIDA**
 italian style **4x4**
 accessories



GB**FITTING
INSTRUCTIONS**

1. Fit the H brackets on the chassis (front side) using the original set of bolts as shown in picture 1.
2. Fit the I brackets in the holes shown in picture 2 using A,B,C,D G E,B,C,D.
3. Fit the brackets welded to the accessory on the H and I brackets as shown in pictures 3 and 4 using F,B,C,D
4. Fit H on the esagonal head of the F bolts.
5. Tighten all th set of bolts

ITA**ISTRUZIONI DI
MONTAGGIO**

1. Montare le staffe H sul telaio (parte anteriore) utilizzando la bulloneria originale come indicato in foto 1
2. Montare le staffe I nei fori indicati in foto 2 utilizzando A,B,C,D G E,B,C,D.
3. Fissare le staffe saldate all'accessorio sulle staffe H e I come indicato in foto 3 e 4 utilizzando F,B,C,D.
4. Incastrare H sulla testa esagonale dei bulloni F.
5. Serrare tutta la bulloneria

FR**INSTRUCTIONS DE
MONTAGE**

1. *Monter les pattes de fixation H sûr le châssis (partie antérieure) en utilisant la boulonnerie originale comme indiqué dans la photo 1.*
2. *Monter les pattes de fixation I dans les trous indiqués dans la photo 2 en utilisant A,B,C, D G E,B,C,D.*
3. *Monter les pattes de fixation soudées à l'accessoire sûr H et I comme indiqué dans les photos 3 et 4 en utilisant F,B,C,D.*
4. *Monter H sûr la tête esagonale des boulons F.*
5. *Serrer toute la boulonnerie.*



Date Data Date	Item Code Cod.Articolo Réf. Article	Vehicle model Modello Veicolo Modèle de Voiture
29/03/10	P/261/IX	LAND ROVER DEFENDER 90

Document checked and approved by
Documento controllato ed approvato da
 Document contrôlé et approuvé par

**Botta
 Pietro**

MISUTONIDA
 italian style
 accessories **4x4**